



District Report Card: 2017


State: Andhra Pradesh	District: Chittoor
Class: 8	Subject: Language
Schools: 51	Students: 1218


Participation/Coverage


Students

GENDER 	Boys		Girls	
	Number	%	Number	%
	569	46.72	649	53.28

AREA 	Rural		Urban	
	Number	%	Number	%
	973	79.89	245	20.11

CATEGORY 	SC		ST		OBC		GEN	
	Number	%	Number	%	Number	%	Number	%
	429	35.22	63	5.17	592	48.60	134	11.00

CWSN 	LD	VI	HI	S&LD	ID	Oth
	2	2	0	2	3	3

Management 	Government		Government-aided	
	Number	%	Number	%
	1218	100.00	0	0.00

Average Performance of Students in Language (%)

Overall	Gender		Area		Management		Social Group			
	Male	Female	Rural	Urban	Govt.	Aided	SC	ST	OBC	GEN
53.00	53.52	52.55	52.60	54.61	53.00	0.00	50.46	51.01	54.16	57.01

Performance on Learning Outcomes (LOs)

Learning Outcomes	Description	Average Performance(%)
L813	Read textual/non-textual materials with comprehension and identifies the details, characters, main idea and sequence of ideas and events while reading	53.00

Range of Performance of Students who Answered Correctly							
Below 30%		30% - 50%		50% - 75%		Above 75%	
Number	%	Number	%	Number	%	Number	%
222	18.23	309	25.37	482	39.57	205	16.83

Lowest Performing Learning Outcomes (LOs)

1 - Read textual/non-textual materials with comprehension and identifies the details, characters, main idea and sequence of ideas and events while reading (53.00)